


Your New ENFit™ Feeding Tube

Your feeding tube is being changed to an ENFit™ feeding tube. Please read the Q&A below to learn more about what an ENFit™ feeding tube is, why we are making this change and how it affects your care.

What are ENFit™ feeding tubes?

ENFit™ feeding tubes have a special connector that prevents your medication, food or fluids from going to the wrong part of your body. ENFit™ uses a twist-in connection that has locking threads for a secure fit. Most other feeding tube connectors have a push-in fit that can accidentally be pulled apart. The ENFit™ connector prevents leaking and stops tubing from accidentally coming apart while feeding.



Why is this change taking place?

All feeding tube connectors world-wide are being changed to the ENFit™ connector. Other feeding tube connectors can accidentally be connected to breathing tubes, IV lines (into the blood) or catheters which can cause harm. The ENFit™ feeding tube and connector were designed so that only feeding tube supplies can be connected. Using the ENFit™ feeding tube and connector you can be sure that you are getting your medications, food and fluids safely through your feeding tube.

Where can I get ENFit™ supplies?

If you are going home with a new feeding tube, your dietitian and homecare supports will help set up the supplies you need at home. If you had a previous feeding tube that is now changed to an ENFit™ feeding tube, ENFit™ supplies can be purchased from the same home healthcare or medical supply store where you bought your other supplies.


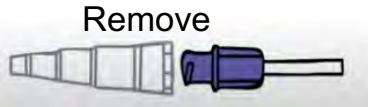






CARING FOR THE BODY, MIND & SPIRIT SINCE 1869

Renowned for compassionate care, St. Joseph's is one of the best academic health care organizations in Canada dedicated to helping people live to their fullest by minimizing the effects of injury, disease and disability through excellence in care, teaching and research.



sjhc.london.on.ca

ENFit™ Supply Basics

| | |
|---|--|
| <p>Nutrition Tubing or Feeding Bags</p> | <p>There is no change needed.</p>  <p>If there is a white stepped adapter on the end of the tubing, remove it.</p>  |
| <p>ENFit™ Syringes</p> | <p>Only ENFit™ syringes will connect to your ENFit™ feeding tube. All other types of syringes will not connect to your ENFit™ tube.</p>  <p>The packaging or the syringe will have the word <u>ENFit</u>™ on it.</p> |
| <p>Extension Sets</p> |  <p>Attaches to your ENFit™ tube. Can be used to add length. The type of extension set you need will depend on the type of tube that you have.</p> |
| <p>Cleaning Brush</p> | <p>You will need a cleaning brush that you use <u>only</u> to clean your feeding tube.</p>  <p>Toothbrush</p>  <p>Interdental brush</p>  <p>Special ENFit™ cleaning tools may be available online or at some medical supply stores.</p> |
| <p>Transfer Straws</p> | <p>Attaches to an ENFit™ syringe to help with drawing up medications into the syringe.</p>  |
| <p>*ENFit™ tubes need to be regularly cleaned because medications or food can build-up in the connection. Visit www.stayconnected.org and type “ENFIT cleaning procedures” into the search bar for more information on cleaning your ENFIT™ tubes.</p> <p>You may need more supplies than are listed depending on your exact tube or type of feeding. Talk to your homecare dietitian, homecare nurse or medical supply specialist if you do not have the supplies that you need for your new tube.</p> | |

CARING FOR THE BODY, MIND & SPIRIT SINCE 1869

Renowned for compassionate care, St. Joseph’s is one of the best academic health care organizations in Canada dedicated to helping people live to their fullest by minimizing the effects of injury, disease and disability through excellence in care, teaching and research.



sjhc.london.on.ca